

EVENT CALENDAR

**All events sponsored by
NWCCers unless noted by**

*

2012 Calendar

**Nov 21-25 Thanksgiving
with NWCCers ~ Port-
land Fairview RV Park,
Fairview, OR ~ Fred Dent,
pp.4-5.**

Thanksgiving

2013 Calendar

**Feb 7-10, Mardi Gras North,
Woodburn RV Park, Next to
Woodburn Company Stores,
Woodburn, OR ~ Les and
Terry Apple, p.3.**

**May 16-19, Hoodspport, WA.
~ Frank and Dana Suttell.**

**Aug 30-Sept 2, Labor Day
Weekend at Andersen's on
the Beach, Long Beach, WA
~ Fred Dent.**



President's Corner



What a beautiful time of year in the northwest. I feel like I'm in a Norman Rockwell painting everywhere I look. Yes, it's rainy, damp and cool in our corner of the US, but at least we're not being blasted like the east coast. Our thoughts are with our Country Coach cousins affected by hurricane Sandy as they recover from the storms.

We've had a busy season this year from Mardis Gras in February to our last rally of the year coming up soon to celebrate

Thanksgiving together at Portland Fairview RV Park. We're ending our RV season at the same park where we started in 2012!


We have eight coaches registered for Thanksgiving and have room for a few more, but make your reservation fast if you want to join us. We will be finalizing our reservations with the park soon and begin shopping for Thanksgiving dinner. We are finalizing plans and making things for everyone in attendance, so we need a final count as soon as possible.

If you want to join us, please use the online reservation form on our web site (<http://nwccers.org/Rallies/thanksgiving.htm>), which is the fastest way to register with a credit card. You can also use the form in this Newsletter to mail with your check. If you elect to mail your reservation last minute, please send an e-mail to president@nwccers.org to let us know that your reservation is on the way.

We are planning next year's calendar and are looking for wagon masters. The Calendar has plenty of room for more events. We can easily support two gatherings in a month for 5 to 10 coaches each as long as they are not on the same weekend or in the same area. Last September, we had two successful gatherings that were both well attended. Let us know what you would like to do and we'll find a wagon master to make it happen.

If you are new to being a wagon master, read the section in this Newsletter titled: "What Am I Getting Into if I Volunteer to be a Wagon Master?" It's not hard to do, is lots of fun and a great way to meet everyone.

Whether you join us for Thanksgiving at Portland Fairview RV, or not, on behalf of your Board of Directors have a wonderful and safe Thanksgiving Holiday.



Officer Contact List

Our Board of Directors is ready to help you at any time.

Fred Dent, President
President@nwccers.org
206-915-9638

Russell Warren, Vice President
Vicepresident@nwccers.org
360-479-7012

Wayne Gabel, Secretary
Secretary@nwccers.org
503- 658-4260 home
503- 927-2921 cell

Dana Suttell Treasurer
Treasurer@nwccers.org
360-876-1197

Don Schleuse National
FMCA Director
Nationaldirector@nwccers.org
949-230-0390

Herb Harris Alt. National
FMCA Director
AltNationaldirector@nwccers.org
360-430-3697

Terry Apple* Newsletter Editor
Newsletter@nwccers.org
503-982-0280; Cell 619-318-0318

David Roberts, Past President
dakatsrv@gmail.com 541-550-9660

Lee Casebeer*, Membership Chair
Kris Casebeer*, Assistant Membership Chair
Membership@nwccers.org 503-807-9936

*denotes non-voting member

Country Coach Destinations Magazine
<http://destinations.countrycoach.com>

Northwest Country Coachers Chapter of FMCA
c/o Wayne Gabel
22952 S.E. Bohna Park Rd
Damascus, OR 97089

Please Join the NWCCers Yahoo Group

The Yahoo Group is a great way to share information in a quick manner. There is considerable conversation about parts, repairs and general items of interest. This site is even more popular as we all search for answers about our Country Coach. It's fun, informative and free.
Contact Lee Casebeer at Lcasebeer@gmail.com.

Checkout our
website :
[http://www.
nwccers.org](http://www.nwccers.org)

Coach Critters




Missy, David and Karen Roberts' cat, ten feet up on a bird house.
Wonder what is next....

Too Good to be True??

Was it too good to be true?? Well, we thought it might be, but we explored the information that the **Pacific Shores Motorcoach Resort** (formerly Outdoor Resorts Pacific Shores) just north of Newport, Oregon, had come out of bankruptcy and the Home Owners Association representing the individual lot owners was awarded control of all the assets & future operations of the Resort and that their 38 unsold lots were selling from \$5,300 to \$10,000. After viewing the proposed lots & gathering all the facts, the Casebeer's bought a lot near the club house and then passed the information on to Karen & David Roberts, who quickly bought a lot. The Roberts in turn passed the information on to some club members at the Westfir Rally. Now, there are still eight lots for sale for \$7,000 to \$9,000. This offer lasts until December 31st. After that, the lot prices increase 20%. As many NWCCer members may recall, the Gabels hosted a Rally there in April 2008. Anybody interested in more details on this opportunity can contact Lee Casebeer (lcasebeer@gmail.com) or David Roberts (dakatsrv@gmail.com), or Gary Ruch (541-480-1501) at the Newport resort.

New Club Coach Members


ELLEN & JOE TORREBLANCA of Covina, California got acquainted with our club while staying at Westfir RV Park during our September rally. They were invited to join in our rally activities and then decided to join the club. Ellen & Joe travel with their English Golden Retriever, "Ollie," in their 36 ft. 2006 Inspire. They list their favorite activities as visiting America's National Parks. If Lee's high-school Spanish knowledge is correct, "Torreblanca" translates to "White Tower."



LIBBY (MAHEDY) & JOE BURKLE are from Lake Oswego in the Portland area. Joe & Libby are self-employed in the software business and can conduct their work while traveling in their 43 ft. 2008 Inspire 360 Founders Edition. Their two travel companions are Grace & Correy, West Highland Terriers. Libby & Joe are boating enthusiasts. You can find them on the water in either their Catalina 22 sailboat or their Reinell powerboat or Hobie pedal kayak. The Burkles are registered for the Portland Thanksgiving rally.



Welcome new members, we know you will enjoy our club's fun & camaraderie.



?????? Do we have your photograph ??????
NWCCers Photo Directory coming XMAS

Don't let this happen to you!!



We are preparing a Membership Photo Directory from our current database and collection of photographs that we have collected at various chapter functions over the past

few years, but we are missing lots of folks' pictures! If you have a favorite close-up photo you would like used or just want to be sure we have your photo, you can easily send it to us via our chapter web site. You will find a link on the left side of our home page or use this direct link <http://nwccers.org/Members/photoupdate.htm>. You can also find someone with a camera at a chapter function to capture your smiles for the directory.

PHOTO DEADLINE: DECEMBER 1, 2012



COMING IN FEBRUARY 2013— MARDI GRAS NORTH

Dates: February 7-10, 2013, at Woodburn RV Park (aka Portland/Woodburn RV Park) between Salem and Portland, Oregon.

To start, 5-10 sites have been reserved with more available if we let them know as the time gets closer. The clubhouse will be ours. All sites have 50-amp service. Easy in/out from I-5. There is almost every manner of fast food, Elmers and Denny's, and Walgreens and Walmart Super Store within sight. Best of all is the Woodburn Company Stores, which have yet another 39,000 square feet. It currently is one of the largest outlet complexes in the country and is at the back gate of the RV park... This huge outlet is single story, so you will want to bring your walking shoes and portable shopping carts.

The registration form will be in the December Newsletter. Les and Terry Apple, Wagon Masters



NWCCers Thanksgiving 2012

November 21 – 25, 2012



We have eight coaches registered and have room for a few more if we hear from you pronto!

How about joining us for a new holiday tradition – Thanksgiving NWCCers style! We are planning our first-ever Thanksgiving weekend rally. We will rally at Fairview RV, Portland, Oregon, where we held Mardi Gras North 2012 earlier this year. The park is fairly central to our membership and is in proximity to lots of things to do in the Portland area, including Black Friday

Shopping (Lloyd's Center is only about 20 or 25 minutes away).

We have use of the clubhouse again, which has a full kitchen. NWCCers is providing the turkey and holiday ham with the basic fixin's for the holiday meal. You will be invited to bring your own holiday favorites as well.


This rally is open to friends and family as well, with or without an RV. Friends with an RV of any style (FMCA membership is not required) are welcome to register for the weekend with us. Each coach registration includes the whole family staying in the coach for Thanksgiving Dinner. Additional friends and family may drive in to join us for Thanksgiving Dinner as well for \$5 per person or \$15 for a family with young children. Additional guests must be registered with us no later than November 15. Registration for this rally is now open. Please use the online registration form at <http://nwccers.org/Rallies/thanksgiving.htm> to register so we get your registration quickly. You may also print out the attached form and mail it with your check, but please send us an e-mail or give us a call to let us know you have mailed your registration. We will have to close registration November 11 in order to complete the planning for Thanksgiving dinner. If you can't join us on Thanksgiving Day, you are still welcome to join us for the rest of the weekend.




Please consider joining us for this first NWCCers Thanksgiving for what we hope will become a tradition.

Fred Dent, Wagon Master
president@nwccers.org

Last Chance to Register



Northwest Country Coachers Thanksgiving 2012



Fairview RV, Portland, Oregon
November 21 – 25, 2012

Reservations: Please make you reservation through NWCC (see below) and not directly with Fairview RV. We need your reservation no later than November 11!

This is our first rally on a major holiday, so we are asking you to please make your reservations early so we can plan the holiday meal. The park has a very forgiving cancellation policy as long as your cancellation is received seven (7) days before arrival. This is an open event for members and friends of NWCCers. Spread the word and invite your RV friends too. The balance of your site rental is payable upon check in. You may reserve a few additional days either before or after the planned club event when you make your reservation through NWCCers. A \$57.00 deposit is required to hold your reservation (first night park rent plus \$20 rally fee).

Cancellations/Refunds: Cancellations received before August 15 = full refund (rally fee and first night deposit). Cancellations received 30 days prior to your arrival date are fully refundable. Cancellations received between 30 and 7 days prior to your arrival will receive a \$37 refund. No refunds for cancellations received after 7 days prior to your arrival date. Please make reservations and reservation changes through NWCCers for this event.

Name(s): _____

E-mail Address (for confirmation, so be sure this is legible!): _____

Telephone: (____) _____

Arrival Date: _____ Departure Date: _____

Coach Length: _____ No. of Slides: _____ Towing?: ☐ Yes ☐ No

Pets (Number, type, size): _____

Will you have more than three children with you or are you expecting family or friends to join us for Thanksgiving Dinner (additional fee of \$5 per person or \$15 for a family with children)? If so, how many?

_____ Additional Adults _____ Additional Children

Member of NWCCers? ☐ Yes ☐ No If no, what is your FMCA No? _____

_____ I am not a member of either FMCA or NWCCers (All are welcome, rates are the same for everyone).

All sites are full hookup (30/50 Amp) with cable. Please make your \$57 deposit check payable to "NorthWest Country Coachers." Complete this form and mail it with your check (payable to 'NorthWest Country Coachers') (one form per coach) to:

NWCCers
c/o Dana Suttell, Treasurer
3965 Bethel Road SE Suite #1 PMB 32
Port Orchard, WA 98366

Reservations may also be made with your credit card online at NWCCers.org. Click on Rally Information, then choose Thanksgiving.

Questions? E-mail to President@nwccers.org or call 206/915-9638.

A Relish Recipe for Fall

The problem with tomatoes is that they don't all ripen before cooler fall weather sets in.

But don't plow those green tomatoes under. Angela Carmen has an original wonderful, and easy, Green Tomato and Jalapeno Relish.

How good? The recipe is currently featured on the SB Canning Facebook page and will soon be featured on the SB Canning website (SBCanning.com)

But try it for yourself.

GREEN TOMATO AND JALAPENO RELISH

5 cups fresh green tomatoes, washed, cored and diced
2 medium Jalapeno (leave seeds in for more zing), diced or minced
1 large onion, diced or minced
1 cup white vinegar
1/2 cup white sugar
1 Tablespoon canning salt

Prepare and sterilize 4 - 5 pint canning jars, lids and rings per approved canning guidelines.

Place all prepared vegetables, vinegar, sugar and canning salt in large pot and bring to a roiling boil for 10 minutes. Turn heat to simmer while completing next steps.

Ladle hot relish into the hot, sterilized jars leaving 1/2 inch head space. Wipe the rim of each jar to make sure there are no food particles and the rim is dry. Place sterilized lid and ring on each jar and finger tighten (do not over tighten the rings).

Process the relish in water bath canner for 10 minutes. Refer to the approved USDA canning methods and timing for your elevation.

Remove jars, place on dry towel to cool and listen for the ping of each lid (music to your ears). Allow the jars to cool overnight. Check to make sure every jar is properly sealed. Label each jar and date before storing. If giving as a gift, leave the ring on the jar (protects the seal in transporting) and provide instructions for storing the jar properly. To store jars, remove the rings. Do not stack canning jars on top of one another; this can harm the canning lid seal.

Yield 4 - 5 pints (you may get another cup from this batch to pop into the fridge to enjoy right away).

Zippy, zesty, slightly sweet with a touch of zingy tartness. . . perfect for grilled meats, as a salsa and in potato salad.



A Holiday Fudge Recipe

Like a lot of families in Oregon's rural timber country in the 50's and 60's, Jim Gregory's family had little extra money for things like candy. Like a lot of kids of that time, candy typically had to be purchased with money he earned himself.

So when Jim was about eight or nine he realized he could make a lot of fudge for much less than buying a lot of candy. Over the years his Christmas Fudge, which has changed ingredients many times, has become a family favorite.

Jim, with help from sous chef Angela, has been making this recipe at their winter place in Yuma every December, which has become a big favorite in the neighborhood.



(Clip Art by: Crazy4Crafts)

The recipe is adapted from one he found online.

JIM'S ALMOND JOY FUDGE

2 packages Ghirardelli semi-sweet chocolate chips (12 ounce bags)
2 cans (14 oz) sweetened condensed milk
2 tsp vanilla
1 pound bag Almond Joy mini candy bars, finely chopped
1 cup chopped toasted Almonds

Butter a 9"x13" baking dish. Line the baking dish with enough wax paper to overhang 2 sides by 2 inches.

In a saucepan, combine the chocolate chips and condensed milk, cook over medium heat, stirring constantly until mixture is melted and smooth. Remove the pan from heat and stir in vanilla. Cool the mixture for about 1 minute.

Stir in the chopped candy bars and chopped almonds. Continue to stir until the candy bars are slightly melted and well mixed (you want the candy bars to be a bit chunky).

Spread the fudge mixture evenly in the baking dish. Cover the fudge and place in the refrigerator until firm, or at least 2 hours. Use the wax paper overhang to help remove the fudge from the dish. Peel off the wax paper and cut the fudge into squares.

While still warm, sprinkle finely chopped almonds or crushed peppermint candy cane over the top for garnish.

Makes 36 pieces.

Not responsible for expanded waistline.



*Sidetracks from
Herb Harris*

"The rest of the world is catching up with us! ... Herb

SOME PEOPLE TURN TO LIFE ON THE OPEN ROAD WITH RVs

Published: 08:14 AM, Mon Oct 01, 2012
FayObserver.com/articles/2010/10/01/1197915
By Brian Dukes, Staff Writer

Living the RV lifestyle - taking to the open road in a motor home - may not be for everyone.

But it's a trend that's growing, thanks to large numbers of people looking to untether themselves from their homes and seek adventures. And it's a lifestyle that's not just for retirees. The typical RV owner is 48 years old, with the largest gains in ownership falling to those ages 35 to 54, according to a 2011 report about RV usage from the University of Michigan.

"I mean, really, once your kids are grown and gone, do you really use all those rooms?" said Kitty Hornung, 64, who has been living the RV lifestyle for 16 years with her husband, Bill. "Besides, people are downsizing today, anyway."

Last year, the number of recreational vehicle-owning households numbered 8.9 million, a jump of 1 million from 2005, the survey said. About 8.5 percent of U.S. households own RVs.

The statistics don't surprise Tom Dreyer, who manages the Fayetteville KOA RV campsite at the Wade exit of Interstate 95.

"More and more, folks just like to get away from it all," Dreyer said. "They're looking for a life change, a new adventure."

At the Fayetteville KOA site, part of a national chain of RV parks, there's a unique mix of RV owners and renters, including about 50 full-time residents. A large number of the residents are military personnel, either active duty or retired.

The following RV owners at the Fayetteville KOA have abandoned a life of stationary living in exchange for a more transient existence. Their reasons for the change are varied, but they all agree their new lifestyle took quite an adjustment.

For James "Jimmie" Schalla Jr., 56, and his wife, Cindy, 55, the biggest adjustment was getting used to not looking at a calendar.

"We really don't know what day it is because we don't look at a calendar very much anymore," Jimmie Schalla said. Schalla was a consummate clock-watcher during his 22 years as a warrant officer and mechanic with Army aviation. After retiring from the military, Schalla worked as a military contractor for 14 years. That's when he bought his first RV - "a van on steroids" - and began using it as his work vehicle.

In 2005, the Schallas began planning to become full-time RVers, which meant selling their home and figuring out what to do with all of their stuff. Their plan got a large nudge when Jimmie Schalla lost his job to corporate layoffs. Rather than be discouraged, Schalla was emboldened. In 2007, the couple began renting their former Fayetteville town house and reduced their worldly possessions to two storage pods - other than what's inside their 39-foot Newmar Dutch Star motor home.

"Life's too short; there's just so much to see," Jimmie Schalla said. "I remember thinking, 'I wish I had done this sooner.' "

Continued . . .

Some People Turn to Life on the Open Road - continued

The couple have traveled to numerous East Coast destinations, visiting different vineyards in the Carolinas, as well as Disney World. At the Fayetteville KOA, Schalla has earned the nickname the "Fire Pit King" from his fellow residents, as he often invites others to join him around a friendly campfire.

The key to a successful RV lifestyle, Schalla said, is having a solid foundation with whomever you're sharing the experience.

"You've got to really enjoy spending time with your spouse," Jimmie Schalla said. "Some couples may love each other but not like spending a lot of time with each other. Well, you don't have that option if you do this. You're in close quarters all the time."

"When the Walkers and their 30-foot Jayco travel trailer moved to the Fayetteville KOA in May, Cindy Walker, 46, learned she would have to be creative when it came to making the most of their space.

The trailer has two bedrooms. But there's not much storage space. Plus, the Walkers home school their 12-year-old son, Charles, making trailer living a little cramped.

"Storage space is very important, but since I'm a bit claustrophobic, I had to be inventive with making space," Walker said.

She converted a shower into a bookshelf in the bathroom, for example.

"You find ways to be comfortable because you love this life," she said.

Cindy and Charlie, 60, used to live in Asheboro. Charlie worked as a housing contractor until the bubble burst, leaving him unemployed. The couple moved to Fayetteville in November for work.

"We lost the home, but we kept the camper," Walker said.

Walker said she's more social than she's ever been, having made lots of friends at the Fayetteville KOA. She also lost 20 pounds because she's walking more and biking with her new friends.

It's a good skill to have as the RVers hopscotch all over the country. Soon, the Walkers will be on the move again.

"If you're an RVer, you have the itch to travel a lot," Walker said. "I know I'll cry when we leave, but they'll be good tears. Happy tears."

Bill, 61, and Kitty Hornung, 64, could be considered professional RVers. The couple are entering their 16th year in the RV lifestyle and their ninth year as work campers. They're RV enthusiasts who move from campsite to campsite and work odd jobs at the sites to help defray their living expenses. In some cases, the work will cover the expenses entirely.

"We were smart," Kitty Hornung said. "We sold our house and learned how to live within our means."

"Yeah, you figure out the difference between wants and needs real fast," Bill Hornung said.

The pair, who have been married for 40 years, are work campers at the Fayetteville KOA, where they'll stay through spring before hitting the road again. The pair spend, on average, six months at each RV campsite, usually in more northern locales during the summer, and then reversing that trend for the winter.

"I'm peaceful and satisfied with life," Bill Hornung said. "It's a whole new world every time we move. We're not in a rush. We just look at it like we're camping all the time, and there's always tomorrow."

They use the "Yellow System," the nickname for working within the KOA system of campsites known for its yellow employee uniforms and corporate colors.

They rarely return to the same campsite, which means there are more states they've been in than haven't.

In their pre-RV lives in Florida, Bill worked as an automotive equipment mechanic, and Kitty was a dog grooming instructor. When Bill's former boss sold the business while Bill was on vacation, the couple decided to stay on vacation and never look back.

"You learn how to live in 400 square feet really quick," Kitty said.

The pair said they sold their old home and sold or donated whatever wouldn't fit into their new one, a 36-foot Carriage Extreme 5.

While the couple have embraced their life on the road, there are a few things they miss. Kitty misses Christmas decorations. She and Bill also miss that sense of uniqueness small towns used to have - something they've seen disappear across the country over the last several years.

"A lot of cities and towns can look alike; they're losing their character to chain stores and strip malls," Kitty said. "I want to see places where time has stood still."

Staff writer Brian Dukes can be reached at dukesb@fayobserver.com or 486-3523.

Editor's note: This article was reproduced as published, except for pictures, which can be accessed at FayObserver.com/articles/2010/10/01/1197915.

What Am I Getting Into?

if I Volunteer to be a Wagon Master?

First, you will get to know some of our members a lot better. Second, you will have a good time. Third, you will get free RV parking during the rally (plus the night preceding the event if you arrive a day early to set up) paid by the Chapter.

Here is what the Wagon Master does:

- 1) Find a suitable RV Park that can accommodate up to 45-foot rigs and that can provide a meeting space for our meals, etc. (preferably at no additional cost; however, if the park requires a user fee for the facility, the cost can be built into the registration costs).
- 2) Estimate the number of spaces needed and talk to the park to make arrangements to reserve spaces (your President and Treasurer can help estimate the number of coaches).
- 3) Let the park know that NWCCers is prepared to handle the reservations for the event (i.e., members make their reservations through NWCCers and then NWCCers handles the necessary deposits). Sometimes this varies depending upon the park's requirements.
- 4) Determine whether a deposit is required.
- 5) Work with the chapter Treasurer and/or President to finalize plans with the park. Any contract required must be signed by NWCCers and any deposits will be paid by NWCCers. Any other things that are planned that require a contract must be pre-approved by the Board (takes about two days) and the contracts signed by NWCCers. You will be reimbursed for your out-of-pocket expenses up to the amount of your rally budget (see item 6).
- 6) Plan your event. Each of your attendee coaches will pay a \$10 rally fee and the chapter will add \$50 to that amount for you to spend on the rally (prizes, food, clubhouse, etc). Anything that will exceed that amount or might be optional can be added to the registration form as added participant costs. Please note that NWCCers does not provide alcoholic beverages. Any alcohol must be purchased by the individual members.
- 7) Work with the Treasurer and President to create a registration form. Your registration form will be published in the Newsletter and posted on our chapter web site.
- 8) About two weeks prior to your event send an e-mail to your attendees, confirming their reservations and letting them know what the meal plan will be for the event so they can plan accordingly (meals on your own, pot lucks, meals by NWCCers, etc.).
- 9) Prepare a Welcome Packet for your attendees with an itinerary of the event so they know what is going on. Additional items to consider would include a list of attendees, brochures about the area, gifts, etc.

Things to plan for your event:

- ◆ **Chapter rallies or gatherings** can be any length you choose and can be any days of the week you want. Experience dictates that short functions that are not associated with larger events do well over a weekend (arrive Friday and depart Sunday). If you want to plan a mid-week function, coordinate that with the Board.
- ◆ **Weekend events:**
 - ◆ Friday Evening – Meet and Greet – informal gathering – people bring beverages and snacks
 - ◆ Saturday – Anything you want, but usually a free day to enjoy the area – pot luck dinner, but you could also go out for dinner – your choice.
 - ◆ Sunday – Continental Breakfast to say goodbye – could be furnished by the club or pot luck.
- ◆ **Three-Day Weekend:**
 - ◆ The same as a Weekend Event, but you may want to plan an activity for Saturday and/or Sunday.
- ◆ **Longer or larger events:**
 - ◆ Work with your Chapter Officers about things to do. Major events (like FMCA Pre-Rallies) usually have a co-host working with you -- may be a Board member).
- ◆ **Bottom Line** – The amount of work to be a Wagon Master is up to you. Our members seem to equally enjoy a simple weekend with just a Meet and Greet and Pot Luck supper as they do our longer busy events.

NorthWest Country Coachers

An FMCA Chapter, Chartered September 29, 2007, as a Local Northwest Area Country Coach Owner's Club.

Membership Application

Date: _____

Referred By: _____

Driver Name _____ Co-Pilot Name _____

Date of Birth: (MM/DD) _____ Date of Birth: (MM/DD) _____ Anniversary: (MM/DD) _____

Mailing Address:

Street: _____ City: _____ State: _____ Zip: _____

Phones: Home (____) _____ Driver Cell (____) _____ Co-Pilot Cell: (____) _____

Residence Address if different than mailing:

Street: _____ City: _____ State: _____ Zip: _____

More Information:

*FMCA # _____ CCI # -Optional _____ Email Address: _____

Your Country Coach Information:

Year: _____ Length: _____ Model: _____ Coach # _____

Emergency Contact:

Contact: _____ Relationship _____

Phone: (____) _____ Address: _____

Special Medical Information: _____

Your Special Interests: _____

Names and Types of Pets in Coach: _____

Your Favorite Activities: _____

***We are a chapter of FMCA; therefore, our members must also be current FMCA members.**

Our annual membership fee is \$25 with an additional one-time \$25 application fee. Application dues received after September 31 will cover the remainder of the calendar year and the following year.

Send your \$50 check (NWCCers Application fee + first-year dues) Payable to NORTHWEST COUNTRY COACHERS to:

**Dana Suttell, Treasurer
3965 Bethel Rd SE, Suite 1, PMB 32
Port Orchard, WA. 98366-1976
treasurer@nwccers.org**

Please join our yahoo group for continued communication and e-letters: NW-CC-ers@yahoogroups.com

Chapter Website: nwccers.org

Applicant Signatures

Driver _____ Co-Pilot _____

NWCCers Directory for CC Service and Parts

The following companies have been submitted to this directory by our club members. They have been found to be knowledgeable and helpful about Country Coaches. Most of these companies offer services locally (unless noted otherwise) but in many cases have provided technical assistance over the phone. If you need service or technical assistance call one of these companies to get started. **** Offers NWCCer Discount**

| Company | Contact/NWCCers Relationship | Services |
|--|---|---|
| ** Country Coach Corporation (2011) 135 East First Street Junction City, Oregon 97448 541-234-2167 | Doug Beaudry, Service Manager Ask about service discounts for NWCCers | Service Center www.countrycoach.com/coach-service-center/ CC Apparel: http://countrycoachwearables.promoshop.com/ |
| ** Guaranty RV Center So Hwy 99, Junction City, OR 877/463-0067 | NWCCers exclusive sales dealer NWCCer \$25 discount on retail service | Service, Parts, Body Shop and RV Sales www.guarantyrv.com |
| Silverleaf Electronics 2472 SW Ferry St., Albany, OR 97322. 888/741-0259, 541/220-5494 | | Total Coach Monitoring System, Vehicle Monitoring System www.silverleafelectronics.com |
| Coach Solutions 3451 Kendra St Eugene, OR 97404 541/514-9000 | Brian Van de Walker | House and Chassis Electrical; Audio/Video including RTI Remotes Local service and Fly-in Anywhere USA |
| ** Oregon Motorcoach Center 29417 Airport Rd Eugene, OR 97402 541/762-1505 Effective 01/03/2012: Current NWCCers Badge gets 10% discount on Parts.* | Bob Lee, Founder of OMC and NWCCer Honorary Lifetime Member *Present your NWCCer badge for discount. You will need verification that your club dues are current. | Interior restoration, modifications, remodel, service and parts Fax: 541/762-1509 www.oregonmotorcoachcenter.com |
| Ollie's Fiberglass Lynnwood, WA 425/776-6040 | | Fiberglass repairs |
| Country Boys RV Mobile Service Eugene/Albany, OR area | Doug 541/935-0848 Andy 541/255-2169 | General Motorhome repairs - mobile service www.cbrvservices.com/ |
| RV Glass Solutions Eugene, OR 888/777-6778 | Doug Rutherford – former CC Service Manager | Windshield replacement, glass and windows. Many CC windshields in stock. Call for a referral in your area. www.RVGlassExperts.com |
| Specialty Crate, Inc Logistics Division 41 North Danebo Ave. Eugene, OR 97402 | Randy Stout 541-689-8840 | Country Coach parts – chassis, body and house. |
| Splendide (Westland Sales) 15650 SE 102 nd Ave Clackamas, OR 97015 | | Washing machine repairs |
| Salem Brake and Wheel Inc. 1235 12th Street SE Salem, OR 97302 503-581-3214 | Kevin Smith | Alignment, Wheel Balance, Chassis Repair, Complete Brake Service, Complete Service, Gas/Diesel Repair, and More |



| | | |
|---|--|---|
| Specialty Marine and RV 20781 Olmstead Road NE Aurora, OR 97002 503/678-6595 503/678-6501 | Tom Dinsmore | Diesel powered coaches only Custom Accessories, Installations, Repairs and Services |
| Davis Cabinets 150 E 10 th Ave Junction City, OR 97448 541-998-8778 | Shaun Davis | Interior upgrades, cabinetry, window shades www.daviscabinets.com |
| Amazing Creations 93150 B Prairie Rd Junction City, OR 541-556-0501 | Scott Adams | Custom cabinets, flooring and general remodeling/upgrades Amazingcreations1@yahoo.com |
| Kustom Coach Works PO Box 395, Halsey, OR 97348 541-501-3371 | Bobby Vodden | Custom audio/video installations KustomCoachWorks@yahoo.com |
| Coach Masters of Bend 29525 Brandis Ct Bend, OR 97701 541-330-6863 | Blake | Parts, Service, Repair Coachmasters@bendcable.com |
| Dave Root RV Glass Repair Bend, Or 541-280-3612 | Dave Root | Reseals ,Thermo-Pane windows, all RV side windows www.daverootrvglassrepair.com/ |
| K&M Mobile R.V. Repair LLC 95430 Noraton Rd. Junction City, OR 97448 541-953-6162 (Cell) | Kevin Waite (Former Country Coach Service Tech. & Owner) | Mobile Repairs Technical Support Country Coach Parts kvn.wt.7629@gmail.com |
| Kaiser Brake and Alignment 265 Taylor St., Eugene, OR 97402 541-344-5887 | | Alignment, brakes, tires |
| JDRV Inc LaPine, OR 541-306-6473 | John Davis | Service and Repairs |
| Three Rivers Mobile Detailing Salem, 503-580-9261 3riversmobiledetailing.com | Kael Beebe, Owner Referred by Herbert Harris | Pressure wash and hand wax coaches, cars and boats, Eugene OR to Longview WA. |
| Premier RV Services Sales - Service - Storage 325 E First Ave, Junction City, OR 97448 Office: 541-998-2640 | Gary 541-554-3997 Referred by: Brian & Kay Case Bend, OR | premierrvstorage@gmail.com |
| Bend RV Repair 62980 Boyd Acres Rd. Unit A-2 Bend, Oregon 97701 541-388-5448 | Jeff Spear Referred by Lee Casebeer & Tom Lowery | Complete RV Repair www.bendrvrepair.com |
| Brazel's Performance 3912 Harrison Avenue Centralia, WA 98531 877-786-1576 | Alan Sanders Referred by Russell Warren | Alignment, suspension, maintenance, dynamometer, electrical & mechanical repairs shop. 50-amp sites and dump www.brazelsrv.com |

Do you have experience with anyone else who offers CC expertise and assistance that has helped you in a pinch? Send us their information and we'll add them to our list. newsletter@nwccers.org **Rev. 10/04/2012**

